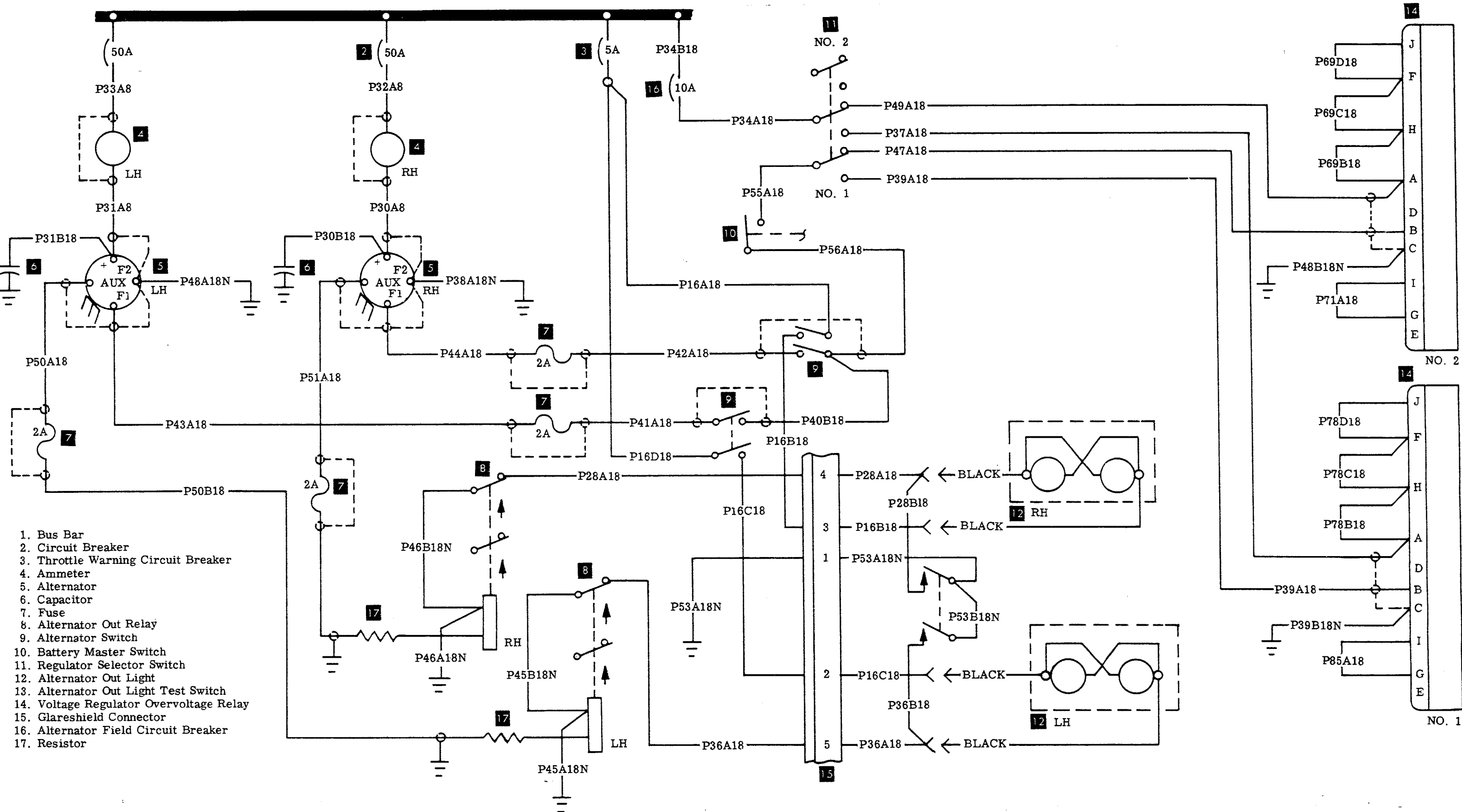


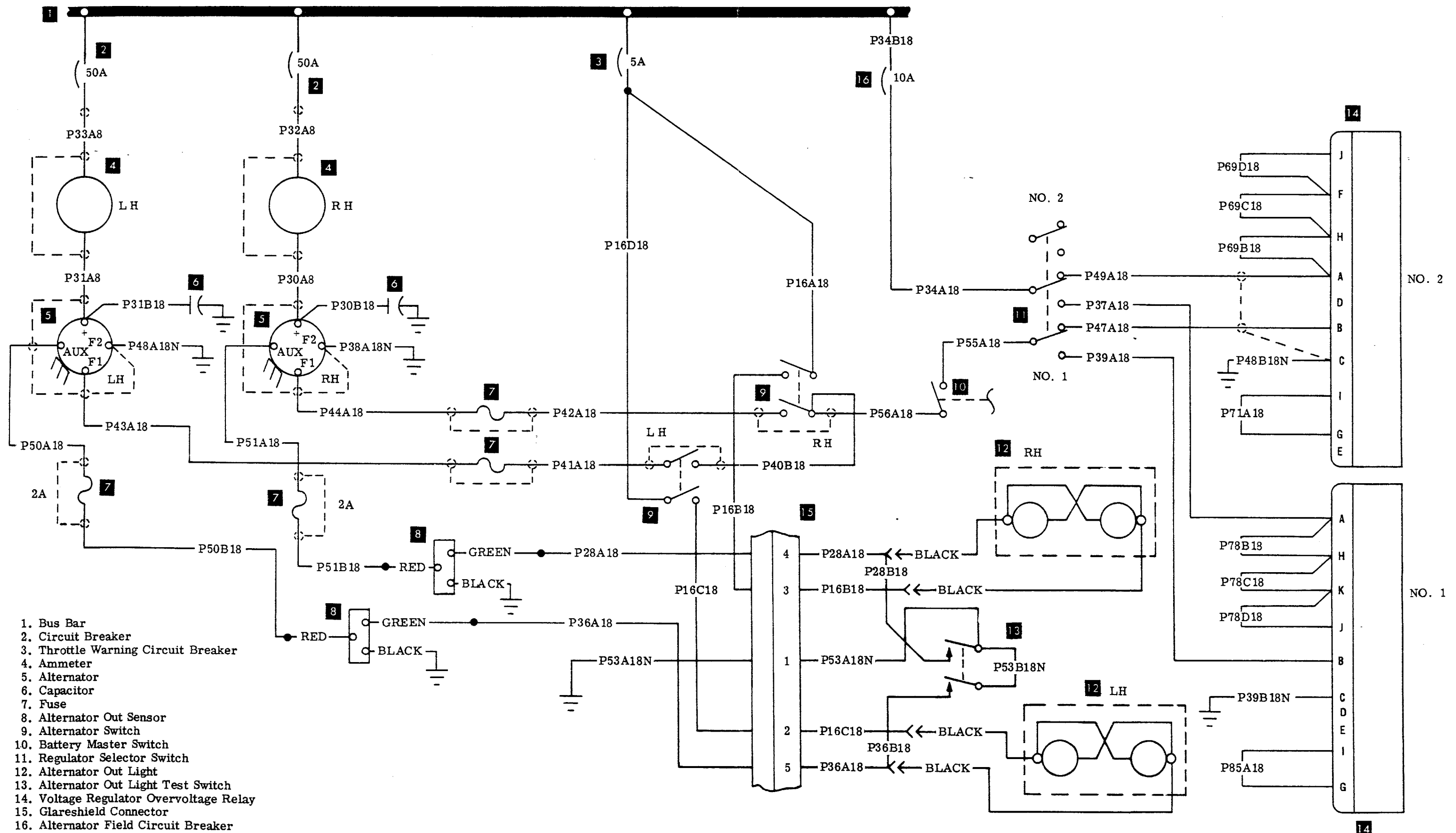
1. Bus Bar
2. Alternator Circuit Breaker
3. Throttle Warning Circuit Breaker
4. Ammeter
5. Alternator
6. Capacitor
7. Fuse - 2A
8. Alternator Out Relay
9. Alternator Switch
10. Battery Master Switch
11. Regulator Selector Switch
12. Alternator Out Light
13. Alternator Out Light Test Switch
14. Voltage Regulator Overvoltage Relay
15. Alternator Field Circuit Breaker

Alternator
 Optional TC-1043 thru TC-1113
 Standard TE-452 thru TE-583 except TE-500



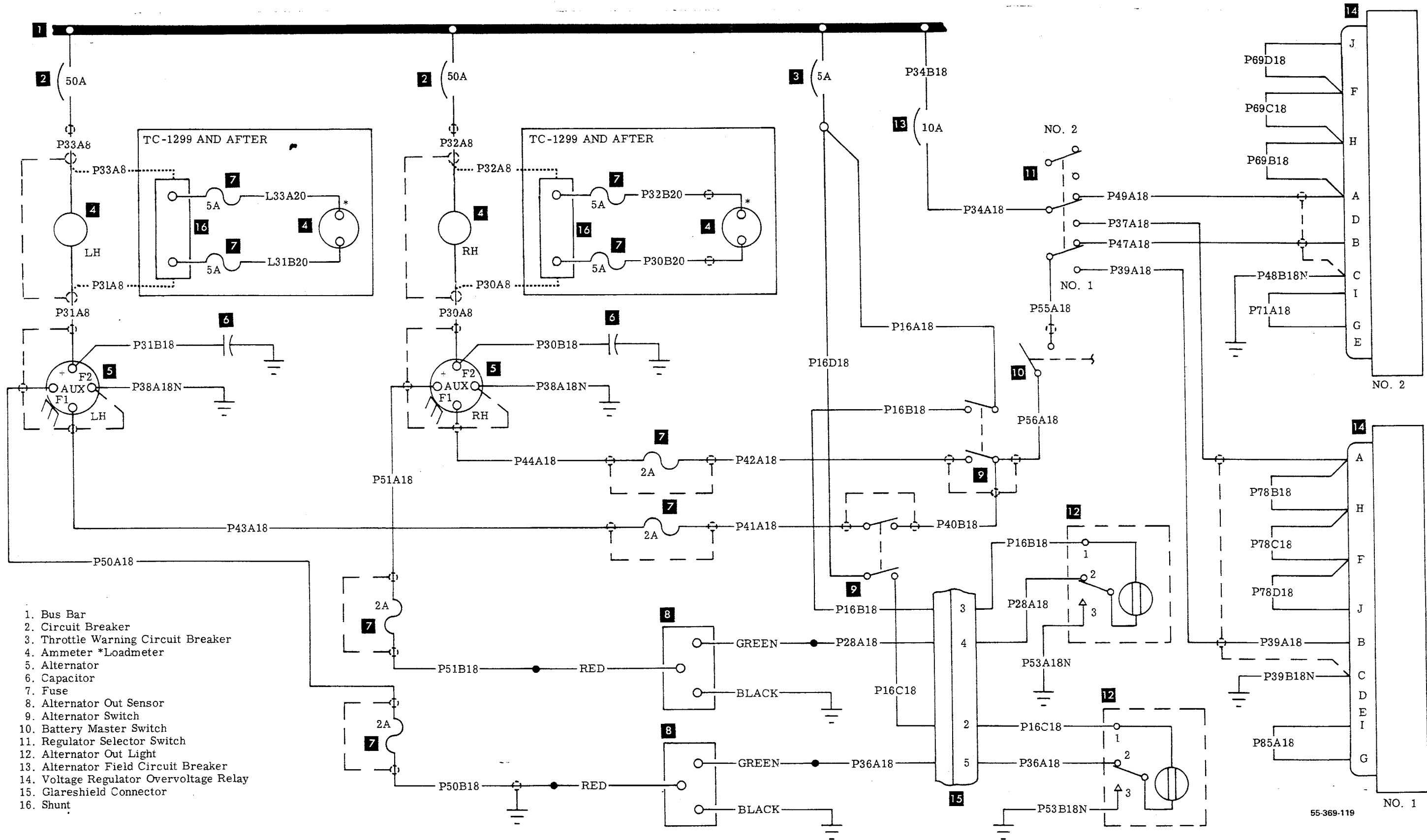
- 1. Bus Bar
- 2. Circuit Breaker
- 3. Throttle Warning Circuit Breaker
- 4. Ammeter
- 5. Alternator
- 6. Capacitor
- 7. Fuse
- 8. Alternator Out Relay
- 9. Alternator Switch
- 10. Battery Master Switch
- 11. Regulator Selector Switch
- 12. Alternator Out Light
- 13. Alternator Out Light Test Switch
- 14. Voltage Regulator Overvoltage Relay
- 15. Glareshield Connector
- 16. Alternator Field Circuit Breaker
- 17. Resistor

Alternator
 Optional TC-1178 thru TC-1223
 Standard TE-650 thru TE-695



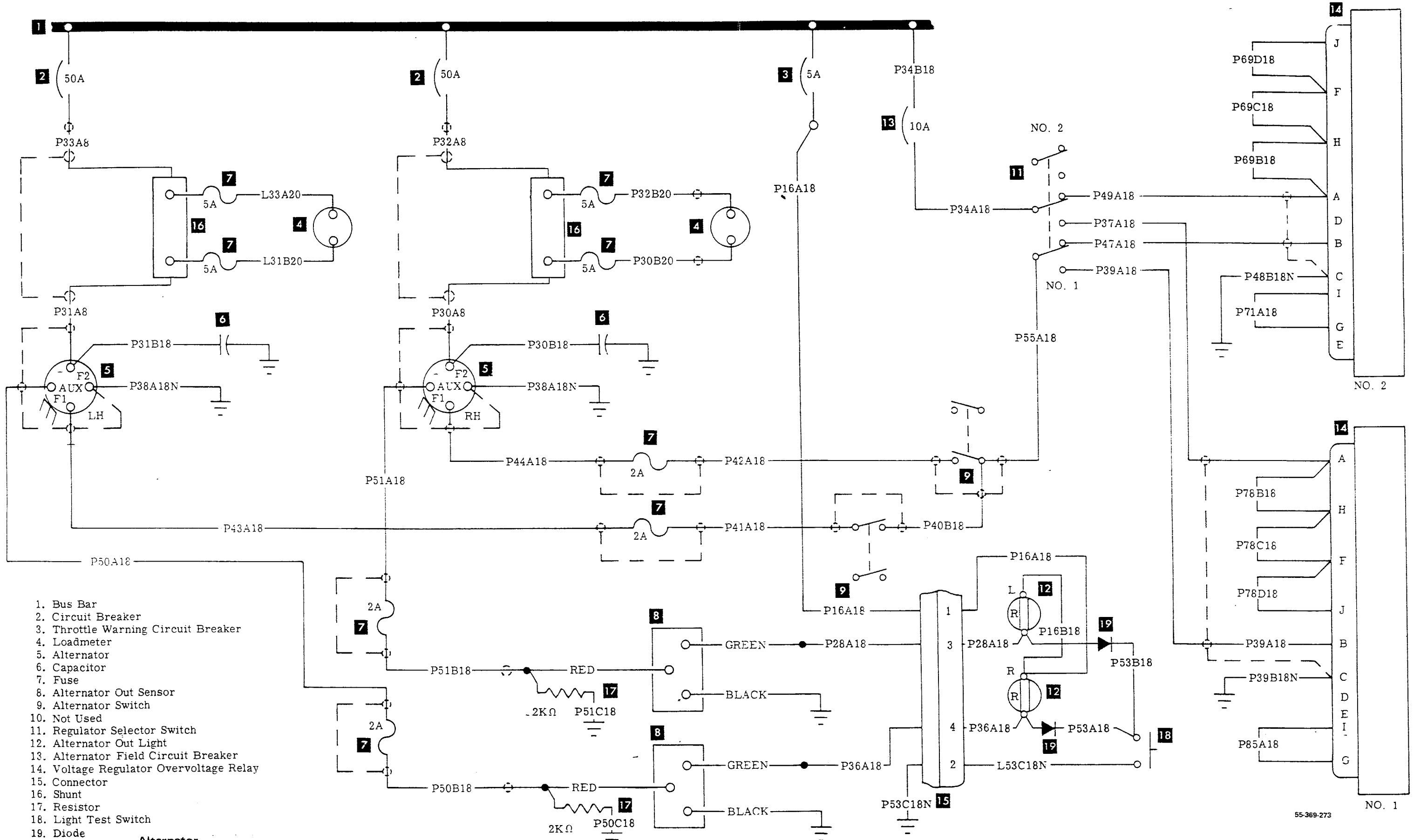
- 1. Bus Bar
- 2. Circuit Breaker
- 3. Throttle Warning Circuit Breaker
- 4. Ammeter
- 5. Alternator
- 6. Capacitor
- 7. Fuse
- 8. Alternator Out Sensor
- 9. Alternator Switch
- 10. Battery Master Switch
- 11. Regulator Selector Switch
- 12. Alternator Out Light
- 13. Alternator Out Light Test Switch
- 14. Voltage Regulator Overvoltage Relay
- 15. Glareshield Connector
- 16. Alternator Field Circuit Breaker

Alternator
 Optional TC-1224 thru TC-1274
 Standard TE-696 thru TE-746



55-369-119

Alternator
 Optional - TC-1275 thru TC-1402
 Standard - TE-747 thru TE-767



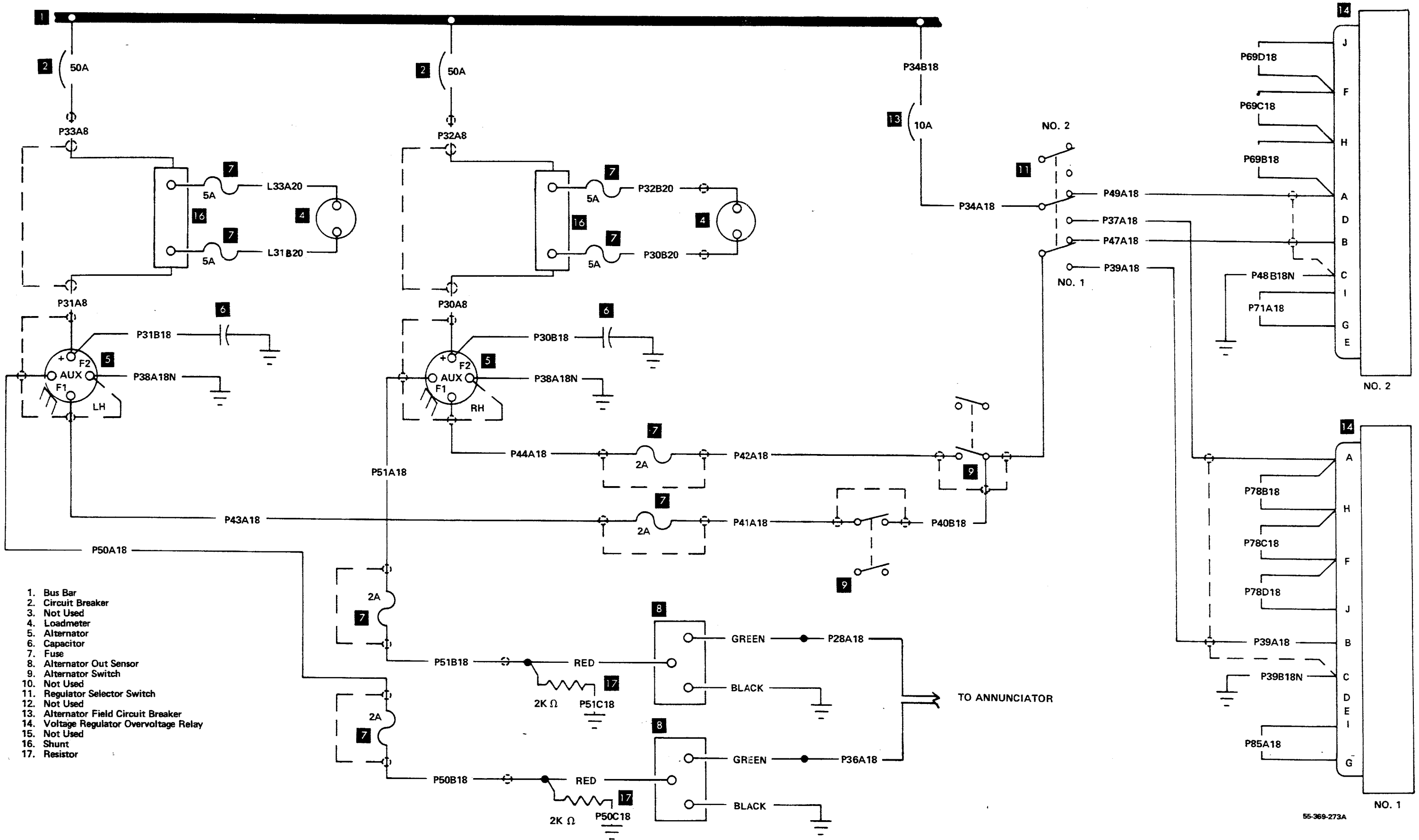
- 1. Bus Bar
- 2. Circuit Breaker
- 3. Throttle Warning Circuit Breaker
- 4. Loadmeter
- 5. Alternator
- 6. Capacitor
- 7. Fuse
- 8. Alternator Out Sensor
- 9. Alternator Switch
- 10. Not Used
- 11. Regulator Selector Switch
- 12. Alternator Out Light
- 13. Alternator Field Circuit Breaker
- 14. Voltage Regulator Overvoltage Relay
- 15. Connector
- 16. Shunt
- 17. Resistor
- 18. Light Test Switch
- 19. Diode

Alternator
Optional TC-1403 thru TC-1607

55-369-273

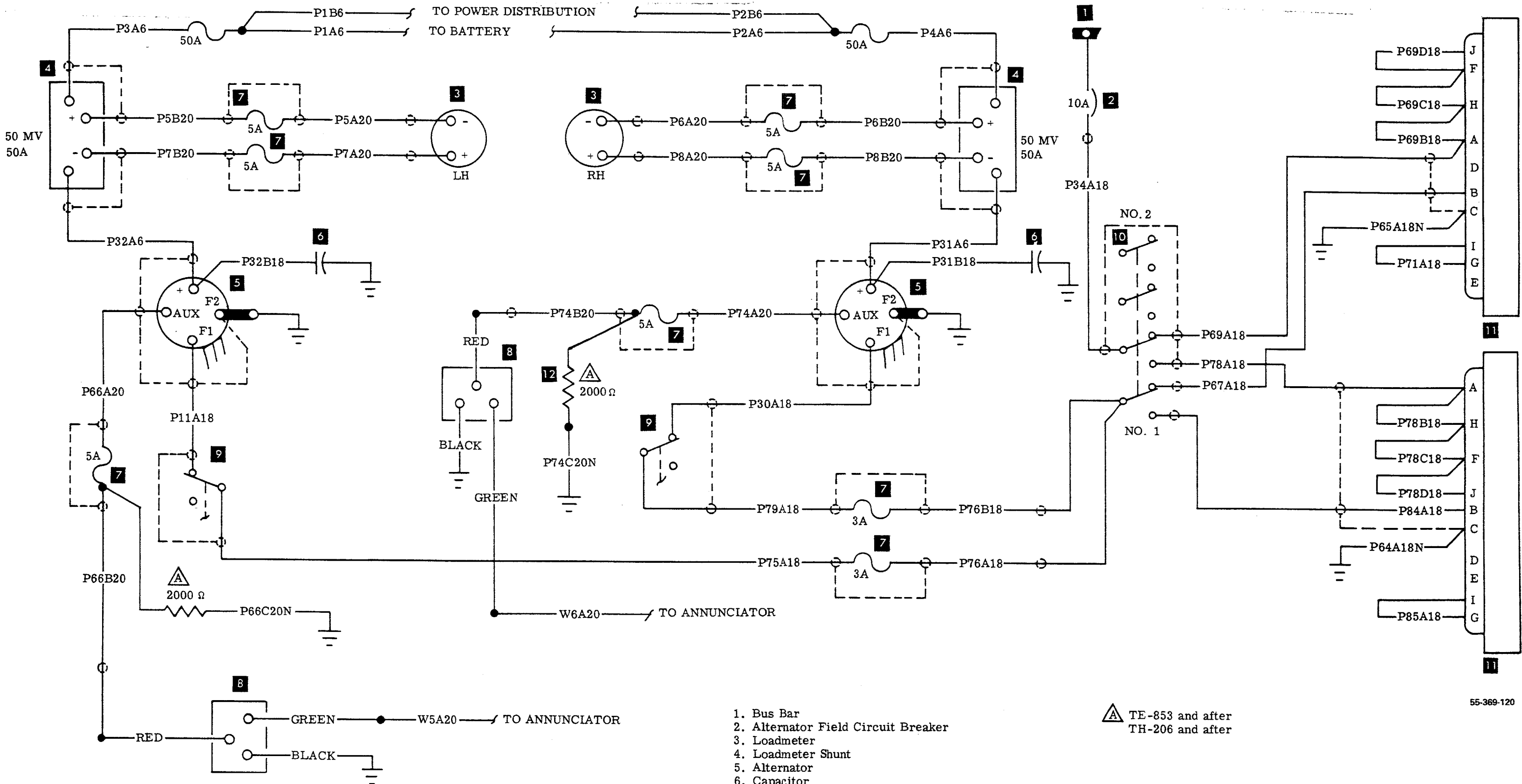
NO. 1

NO. 2



- 1. Bus Bar
- 2. Circuit Breaker
- 3. Not Used
- 4. Loadmeter
- 5. Alternator
- 6. Capacitor
- 7. Fuse
- 8. Alternator Out Sensor
- 9. Alternator Switch
- 10. Not Used
- 11. Regulator Selector Switch
- 12. Not Used
- 13. Alternator Field Circuit Breaker
- 14. Voltage Regulator Overvoltage Relay
- 15. Not Used
- 16. Shunt
- 17. Resistor

Alternator
TC-1608 thru TC-1935 except TC-1913



- 1. Bus Bar
- 2. Alternator Field Circuit Breaker
- 3. Loadmeter
- 4. Loadmeter Shunt
- 5. Alternator
- 6. Capacitor
- 7. Fuse
- 8. Alternator Out Sensor
- 9. Alternator Switch
- 10. Regulator Selector Switch
- 11. Voltage Regulator Overvoltage Relay

TE-853 and after
TH-206 and after

Alternator
TE-768 thru TE-1063
TH-1 thru TH-647 except TH-598