

Guest® Industrial Battery Chargers & Accessories



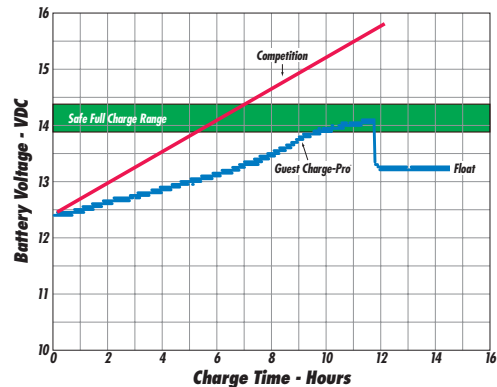
GUEST®

Rev
C

Why Guest® Industrial Chargers?

We'll Test Any Battery/Charger Combination For You

Guest has been an expert in battery and charging technology for over 30 years. We'll help you select the best battery and Guest charger combination for your OEM application. Then, we'll test that combination **versus any competitor's charger**, using standardized tests in our specialized labs. All test results are fully-documented and charted for easy comparisons of initial and final battery states, charge times, and charging curves.

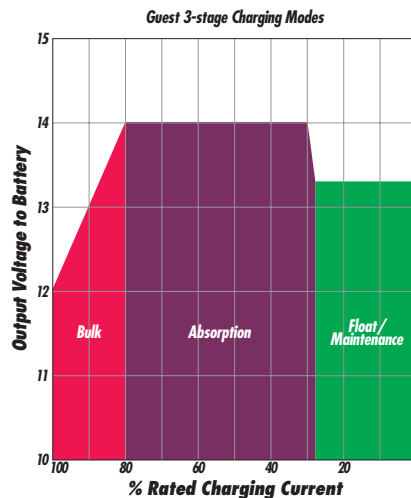


Maximize Battery Life With Guest's 3-Stage Chargers

More batteries are ruined by improper charging than by over-use. The safest, most efficient way to charge your batteries without making them too hot or boiling off electrolyte is in 3 distinct stages:

In the **bulk stage**, the charger uses its full amp output to do the heaviest charging, quickly bringing your battery to about 75% of capacity.

In the **absorption stage** current flow slows, adjusting for maximum charging efficiency while it gently tops off the battery to about 98% of capacity. Maintaining constant voltage lets the battery absorb the charge at its own rate.



The **float or maintenance stage** applies a lower, closely-regulated, constant voltage to maintain full charge and prevent discharge. Unlike some "trickle chargers," Guest's float charger won't apply more current than necessary to maintain full charge.

Batteries can be connected indefinitely, without harm; in fact, the float charge extends battery life.

Special Charger Settings

Guest will fine-tune any or all of the 3-stage charging electrical outputs to meet the specific requirements of systems designers and/or battery manufacturers.

A Guest Exclusive: Multi-Task Charging (MTC)

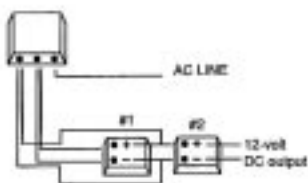
In multi-battery applications, the needs of the individual batteries vary widely. A "starting" battery, replenished by the alternator, requires a different kind of charge than a deeply-depleted "constant-use" battery.

Guest's exclusive multiple-converter models include separate chargers for both starting and constant-use batteries, **within the same housing**. Each converter automatically delivers the power necessary to optimize each battery's recharge cycle.

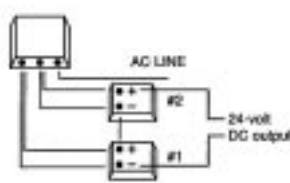
Guest's MTC chargers have:

- **Dedicated cables** for each battery, so each battery can receive individual attention.
- **Differentiated amperages** to each battery depending on its usage curve.
- **Robust circuits** designed for continuous use as a power supply.

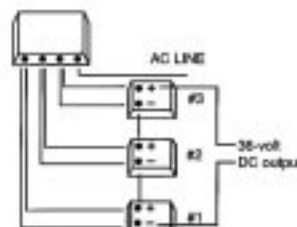
Samples of Multi-Task Charging Configurations:



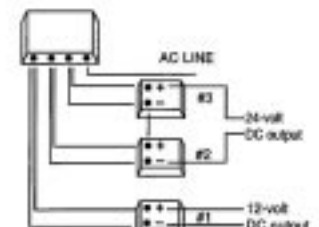
12 volt (parallel)



24 volt (series)



36 volt (series)



12v/24v-12

**Poor Power Quality? Harsh Conditions?
Rough Handling? We Love Them!**

The original Guest chargers were designed for marine conditions, meaning: poor dockside power quality; exposure to extreme weather; and very rough handling. Our epoxy-potted cases are the ultimate in durability, completely waterproof and able to withstand numerous caustic chemicals and gases, as well as being shockproof. All of our 115V chargers can handle input power fluctuating from 95-130vAC and between 50-60Hz.

Our 3-stage chargers are also lighter than transformer types, completely silent, and still provide full output when overloaded outlets drop AC input below the normal 115 volts. All Guest chargers have a full 1-year warranty.



Standard Models, Options & Specials

Guest offers over 30 standard charger models. Virtually any of our standard on-board chargers can come with options, such as custom output cable lengths and terminals, without incurring any additional engineering costs.

Special Charger Design: At OEM quantities, Guest can work with your specific application needs to develop specialized, industrial duty chargers.

Table of Contents

Chargers	Page
“Choose Your Charger” Table	4
115V Portable Chargers	5
115V On-Board Chargers: Standard Models	6-8
230V On-Board Chargers: Standard Models	8
Compact Models For Small Charging Jobs	9
ConnectCharge™ Inlets	10
Battery Accessories	
Battery Switches	11
Specialty Wiring Devices	
Inlets, Outlets, Flip Lids, 12V Plugs & Receptacles, Multi-Connection Battery Terminals	Back Cover

Choose Your Charger:

Output Voltage	Output Amps	No. of Outputs	Battery System (Batteries On Board)	Output Terminations ¹	No. of Sets & Length of Output Cables ²	Dimensions W x H x D (inches)	Weight (lbs)	Model Number: Bulk Pack	Model Number: Retail Pack	Approvals
115V Portables, accepting input power of 95-130vAC/50-60Hz										
6	0.5	1	(portable)	Alligator Clips	One-4'	—	0.5	—	2602-6	
12	0.5	1	(portable)	Alligator Clips	One-4'	—	0.5	2602-B	2602	
12	3	1	(portable)	Alligator Clips	One-4'	—	1.5	—	2603	
12	6	1	(portable)	Alligator Clips	One-4'	5 x 3-1/2 x 2-1/4	4	2606A-B	2606A	cUL in bulk ³
12	10	1	(portable)	Alligator Clips	One-4'	5 x 5 x 2-1/4	6	—	2612A	cUL
115V On-Board and/or Portables, accepting input power of 95-130vAC/50-60Hz										
12	2	1	1	Ring Terminals	One-4'	5 x 3 x 1-1/2	1.5	2602A-12	—	cUL
12	6	1	1	Ring Terminals	One-4'	6-3/8 x 3-1/2 x 2-1/16	4	2608-B	2608	cUL in bulk ³
12	5/5	2	2	Hard Wire Posts	—	7-3/4 x 5-1/8 x 2-1/16	5	2610-B	2610	
12	10	1	2	Ring Terminals	Two-4'	7-3/4 x 5-1/8 x 2-1/16	6	2611-1-B	—	
12	10/5	2	2	Ring Terminals	Two-10'	12-1/4 x 6-1/2 x 2-1/2	10	2614-B	2614	
12	20/10	2	2	Hard Wire Posts	Two-10'	15-2/3 x 6-1/2 x 2-1/2	13	2633-B	2633	
12 or 24	3/3	2	1 or 2 in series	Ring Terminals	Two-4'	6-3/8 x 3-1/2 x 2-1/16	4	2607-B	2607	cUL in bulk ³
12 or 24	5/5	2	1 or 2 in series	Ring Terminals	Two-4'	7-3/4 x 5-1/8 x 2-1/16	6	2611-B	2611	cUL in bulk ³
12 or 24	5/5/5	3	2 or 3	Ring Terminals	Three-4'	9-1/4 x 6 x 3-1/4	10	2613-B	2613	
12 or 24	10/10	2	1 or 2 in series	Ring Terminals	Two-6'	9-1/4 x 6 x 3-1/4	10	2620-B	2620	
12 or 24	10/5/10	3	2 or 3	Ring Terminals	Three-6'	12-5/8 x 6 x 3-1/4	13	2623-B	2623	
12 or 24	10/10	2	1 or 2 in series	Ring Terminals	Two-10'	9-1/4 x 6 x 3-1/4	10	2622-B	2622	
12 or 24	15/15	2	1 or 2 in series	Ring Terminals	Two-10'	9-1/4 x 6 x 3-1/4	10	2730-B	2730	
24	1.25	1	2 in series	Ring Terminals	One-4'	5-5/16 x 2-5/8 x 1-7/16	1.5	26015-24	—	cUL
24	2	1	2	Ring Terminals	One-4'	5 x 3 x 1-1/2	1.5	2602A-24	—	cUL
24	3	1	2	3-pin AMP®	One-8"	6-3/8 x 3-1/2 x 2-1/16	4	2903-1-24	—	cUL
24	5	1	2	3-pin AMP®	One-8"	7-3/4 x 5-1/8 x 2-1/16	6	2605A-1-24	—	cUL
24	10	1	2	Ring Terminals	One-6'	9-1/4 x 6 x 3-1/4	10	2620-1-B	—	
24	15	1	2	Ring Terminals	One-6'	9-1/4 x 6 x 3-1/4	10	2730-24-B	—	
12,24,36	10/10/10	3	3	Ring Terminals	Three-6'	12-5/8 x 6 x 3-1/4	13	2631-B	2631	
12,24,36	15/15/15	3	3	Ring Terminals	Three-6'	15-1/2 x 7-1/2 x 2-1/2	27	—	2745A	
36	10	1	3	Ring Terminals	One-6'	12-5/8 x 6 x 3-1/4	13	2631-36-B	—	
36	15	1	3	Ring Terminals	One-6'	12-5/8 x 6 x 3-1/4	13	2745-36-B	—	
48	6	1	1	Ring Terminals	One-6'	12-5/8 x 6 x 3-1/4	13	2631-48-B	—	cUL
12,24,36,48	6/6/6/6	4	4	Ring Terminals	Four-6'	12-5/8 x 6 x 3-1/4	13	2631-48-4	—	
230v On-Board and/or Portables, accepting input power of 200-260vAC/50-60Hz										
12	0.5	1	1	Alligator Clips	One-4'	—	0.5	2602-50-230	—	CE
12	10	2	2	Hard Wire Posts	—	7-3/4 x 5-1/8 x 2-1/16	5	2610-230-B	—	CE
12 or 24	10/10	2	1 or 2	Ring Terminals	Two-6'	9-1/4 x 6 x 3-1/4	10	2620-230-B	—	CE
12	20/10	2	2 in parallel	Ring Terminals	Two-6'	15-2/3 x 6-1/2 x 2-1/2	13	2633-230	—	CE
12,24,36	10/10/10	3	3	Ring Terminals	Three-6'	12-5/8 x 6 x 3-1/4	13	2631-230	—	CE

1 Custom terminations available; contact factory.

2 Custom cable lengths and configurations available; contact factory.

3 Charger has cUL approval when ordered in bulk pack.

115V Portable Chargers



2602-6 (Retail Pack)

Input Voltage: 115AC
 Output Voltage: 6V
 DC Amperage: 0.5A@6V
 Output Cables: 1 set, 4' long
 DC Terminations: Alligator Clips
 No. of 6V Batteries: 1



2606A-B (Bulk Pack, cUL) 2606A (Retail Pack)

Input Voltage: 115AC
 Output Voltage: 12V
 DC Amperage: 6A@12V
 Output Cables: 1 set, 4' long
 DC Terminations: Alligator Clips
 No. of 12V Batteries: 1



2602-B (Bulk Pack) 2602 (Retail Pack)

Input Voltage: 115AC
 Output Voltage: 12V
 DC Amperage: 0.5A@12V
 Output Cables: 1 set, 4' long
 DC Terminations: Alligator Clips
 No. of 12V Batteries: 1



2612A (Retail Pack, cUL)

Input Voltage: 115AC
 Output Voltage: 12V
 DC Amperage: 10A@12V
 Output Cables: 1 set, 4' long
 DC Terminations: Alligator Clips
 No. of 12V Batteries: 1



2603 (Retail Pack)

Input Voltage: 115AC
 Output Voltage: 12V
 DC Amperage: 3A@12V
 Output Cables: 1 set, 4' long
 DC Terminations: Alligator Clips
 No. of 12V Batteries: 1



Samples of Guest's retail packaging



115V On-Board Chargers: Standard Models

(Listed by Increasing Output Voltage)



2602A-12 (Bulk Pack, cUL)

Input Voltage: 115AC
Output Voltage: 12V
DC Amperage: 2A@12V
Output Cables: 1 set, 4' long
DC Terminations: Ring Terminals
No. of 12V Batteries: 1



2633-B (Bulk Pack) 2633 (Retail Pack)

Input Voltage: 115AC
Output Voltage: 12V
DC Amperage: 30A@12V (20A/10A)
Output Cables: 2 sets, 10' long
DC Terminations: Ring Terminals
No. of Batteries: 2 in 12V configuration



2608-B (Bulk Pack, cUL) 2608 (Retail Pack)

Input Voltage: 115AC
Output Voltage: 12V
DC Amperage: 6A@12V
Output Cables: 1 set, 4' long
DC Terminations: Ring Terminals
No. of 12V Batteries: 1



2607-B (Bulk Pack, cUL) 2607 (Retail Pack)

Input Voltage: 115AC
Output Voltage: 12V or 24V
DC Amperage: 6A@12V (3A/3A)
Output Cables: 2 sets, 4' long
DC Terminations: Ring Terminals
No. of Batteries: 2 in 12V or 1 in 24V configuration



2610-B (Bulk Pack) 2610 (Retail Pack)

Input Voltage: 115AC
Output Voltage: 12V
DC Amperage: 10A@12V
DC Terminations: Hard Wire Posts
No. of 12V Batteries: 2



2611-B (Bulk Pack, cUL) 2611 (Retail Pack)

Input Voltage: 115AC
Output Voltage: 12V or 24V
DC Amperage: 10A@12V (5A/5A)
Output Cables: 2 sets, 4' long
DC Terminations: Ring Terminals
No. of Batteries: 2 in 12V or 1 in 24V configuration



2611-1-B (Bulk Pack)

Input Voltage: 115AC
Output Voltage: 12V
DC Amperage: 10A@12V
Output Cables: 1 set, 4' long
DC Terminations: Ring Terminals
No. of 12V Batteries: 2



2613-B (Bulk Pack) 2613 (Retail Pack)

Input Voltage: 115AC
Output Voltage: 12V or 24V
DC Amperage: 15A@12V (5A/5A/5A)
Output Cables: 3 sets, 4' long
DC Terminations: Ring Terminals
No. of Batteries: 3 either in a 12V+24V configuration or 3 in 12V



2614-B (Bulk Pack) 2614 (Retail Pack)

Input Voltage: 115AC
Output Voltage: 12V
DC Amperage: 15A@12V (10A/5A)
Output Cables: 2 sets, 10' long
DC Terminations: Ring Terminals
No. of 12V Batteries: 2



2620-B (Bulk Pack) 2620 (Retail Pack)

Input Voltage: 115AC
Output Voltage: 12V or 24V
DC Amperage: 20A@12V (10A/10A)
Output Cables: 2 sets, 6' long
DC Terminations: Ring Terminals
No. of Batteries: 2 in 12V or 24V configuration

115V On-Board Chargers: Standard Models

(Listed by Increasing Output Voltage)



2623-B (Bulk Pack)
2623 (Retail Pack)

Input Voltage: 115AC
Output Voltage: 12V or 24V
DC Amperage: 25A@12V (10A/10A/5A)
Output Cables: 3 sets, 6' long
DC Terminations: Ring Terminals
No. of Batteries: 2 in 12V or 24V configuration, plus 1 in 12V



2903-1-24 (Bulk Pack, cUL)

Input Voltage: 115AC
Output Voltage: 24V
DC Amperage: 3A@24V
Output Cables: 1 set, 8" long
DC Terminations: 3-pin AMP® connectors
No. of 12V Batteries: 2



2622-B (Bulk Pack)
2622 (Retail Pack)

Input Voltage: 115AC
Output Voltage: 12V or 24V
DC Amperage: 20A@12V (10A/10A)
Output Cables: 2 sets, 10' long
DC Terminations: Ring Terminals
No. of Batteries: 2 in 12V or 24V configuration



2605A-1-24 (Bulk Pack, cUL)

Input Voltage: 115AC
Output Voltage: 24V
DC Amperage: 5A@24V
Output Cables: 1 set, 8" long
DC Terminations: 3-pin AMP® connectors
No. of 12V Batteries: 2



2730-B (Bulk Pack)
2730 (Retail Pack)

Input Voltage: 115AC
Output Voltage: 12V or 24V
DC Amperage: 30A@12V (15A/15A)
Output Cables: 2 sets, 10' long
DC Terminations: Ring Terminals
No. of Batteries: 2 in 12V or 24V configuration



2620-1-B (Bulk Pack)

Input Voltage: 115AC
Output Voltage: 24V
DC Amperage: 10A@24V
Output Cables: 1 sets, 6' long
DC Terminations: Ring Terminals
No. of Batteries: 2 in 24V configuration



26015-24 (Bulk Pack, cUL)

Input Voltage: 115AC
Output Voltage: 24V
DC Amperage: 1.25A@24V
Output Cables: 1 set, 4' long
DC Terminations: Ring Terminals
No. of Batteries: 2 in series



2730-24-B (Bulk Pack)

Input Voltage: 115AC
Output Voltage: 24V
DC Amperage: 15A@24V
Output Cables: 1 set, 6' long
DC Terminations: Ring Terminals
No. of Batteries: 2 in 24V configuration



2602A-24 (Bulk Pack, cUL)

Input Voltage: 115AC
Output Voltage: 24V
DC Amperage: 2A@24V
Output Cables: 1 set, 4' long
DC Terminations: Ring Terminals
No. of 24V Batteries: 1



2631-B (Bulk Pack)
2631 (Retail Pack)

Input Voltage: 115AC
Output Voltage: 12V, 24V or 36V
DC Amperage: 30A@12V (10A/10A/10A)
Output Cables: 3 sets, 6' long
DC Terminations: Ring Terminals
No. of Batteries: 3 in 12V, 24V+12V, or 36V configuration

115V On-Board Chargers: Standard Models

(Listed by Increasing Output Voltage)



2745A (Retail Pack)

Input Voltage: 115AC
Output Voltage: 12V, 24V or 36V
DC Amperage: 45A@12V
(15A/15A/15A)
Output Cables: 3 sets, 6' long
DC Terminations: Ring Terminals
No. of Batteries: 3 in 12V, 24V+12V,
or 36V configuration



2631-36-B (Bulk Pack)

Input Voltage: 115AC
Output Voltage: 36V
DC Amperage: 10A@36V
Output Cables: one cable, 6' long
DC Terminations: Ring Terminals
No. of Batteries: 3 in 36V
configuration



2745-36-B (Bulk Pack)

Input Voltage: 115AC
Output Voltage: 36V
DC Amperage: 15A@36V
Output Cables: 1 set, 6' long
DC Terminations: Ring Terminals
No. of Batteries: 3 in 36V
configuration



2631-48-B (Bulk Pack, cUL)

Input Voltage: 115AC
Output Voltage: 48V
DC Amperage: 6A@48V
Output Cables: 1 set, 6' long
DC Terminations: Ring Terminals
No. of 48V Batteries: 1



2631-48-4 (Bulk Pack)

Input Voltage: 115AC
Output Voltage: 6A@48V
(6A/6A/6A/6A)
Output Cables: 4 sets, 6' long
DC Terminations: Ring Terminals
No. of Batteries: 4 in 12V
configuration

230V On-Board Chargers: Standard Models

(Listed by Increasing Output Voltage)



2602-50-230 (Bulk Pack, CE)

Input Voltage: 230AC
Output Voltage: 12V
DC Amperage: 0.5A@12V
Output Cables: 1 set, 4' long
DC Terminations: Alligator Clips
No. of 12V Batteries: 1



2610-230-B (Bulk Pack, CE)

Input Voltage: 230AC
Output Voltage: 12V
DC Amperage: 10A@12V
DC Terminations: Hard Wire Posts
No. of 12V Batteries: 2




2620-230-B (Bulk Pack, CE)

Input Voltage: 230AC
Output Voltage: 12V or 24V
DC Amperage: 20A@12V (10A/10A)
Output Cables: 2 sets, 6' long
DC Terminations: Ring Terminals
No. of Batteries: 2 in 12V or 24V
configuration



2633-230 (CE)

Input Voltage: 230AC
Output Voltage: 12V
DC Amperage: 30A@12V (20A/10A)
Output Cables: 2 sets, 6' long
DC Terminations: Ring Terminals
No. of Batteries: 2 in 12V, may be
parallel



2631-230 (Bulk Pack, CE)

Input Voltage: 230AC
Output Voltage: 12V, 24V or 36V
DC Amperage: 30A@12V (10A/10A/10A)
Output Cables: 3 sets, 6' long
DC Terminations: Ring Terminals
No. of Batteries: 3

Compact Models For Small Charging Jobs



2603

NEW! Battery Pal Magnum™ protects sophisticated electronics in a potting compound that is waterproof and shockproof. The Battery Pal can be used for charging or maintaining flooded or gel cell batteries rated between 5 and 250 amp.



26015-24

NEW! Only 1.5 pounds yet capable of charging two batteries at once (in series). Only 5-5/16" x 2-5/8" x 1-7/16" in size. 24 volts, 1.25 amps. cUL.



2602A-24

2 amp, 24 volt charger, pre-wired with 6' AC cord and 4' DC cord with ring terminals. Fully automatic with 3-stage "smart" switching. Built-in electronic overload protection, thermal protection and reverse polarity protected. Suitable for portable, on-board, or wall-mounted applications.



2903-1-24

A two-battery charger featuring 3-pin AMP® connectors. 24 volt, 3 amp. One set of 8" long output cables.



2602A-12

2 amp, 12 volt charger, pre-wired with 6' AC cord and 4' DC cord with ring terminals. Fully automatic with 3-stage "smart" switching. Built-in electronic overload protection, thermal protection and reverse polarity protected. Suitable for portable, on-board, or wall-mounted applications.

Model	Battery Types	Battery Voltage	Output (Amps)	Waterproof?	Thermal & Overload Protection?	Reverse Polarity Protected?
2603	Flooded & Gel	12V	3A	Yes	Yes	Yes
2602A-24	Flooded & Gel	24V	2A	Yes	Yes	Yes
2602A-12	Flooded & Gel	12V	2A	Yes	No	Yes
26015-24	Flooded & Gel	24V	1.25A	Yes	Yes	Yes
2903-1-24	Flooded & Gel	24V	3A	Yes	Yes	Yes

ConnectCharge™ Inlets

Installing A Guest® Battery Charger Just Got 15 Times Faster

New!
PATENT PENDING

Exclusive molded tab

Inlet locking latch



ConnectCharge plug has an exclusive molded locking detent that locks into the ConnectCharge inlet for a secure connection.

Eliminates cutting off the AC plug, purchasing an inlet, and the labor required to wire the AC cord to the inlet. Using its patent pending molded locking notch, the ConnectCharge™ battery charger plug simply snaps into the locking tab on the back of either of Guest's ConnectCharge inlets. No extra labor necessary.

Shown with spring-loaded flip lid

Front Mount Inlet Sleeve

Mounts to panel with two screws.



Shown with PVC flap



Thread Mount Inlet Sleeve

Mounts to panel from rear with threaded locking ring.

Part Number Description

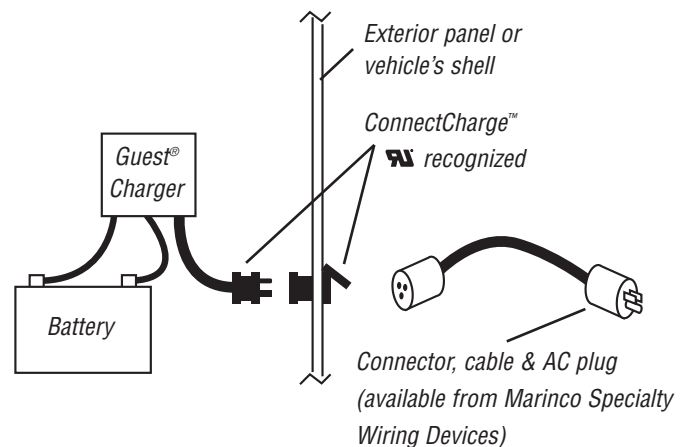
150CCI	Inlet Sleeve with threads and threaded locking ring as well as front mount option using screws; with PVC flap
150GCTM	Inlet Sleeve, thread mount with threaded locking ring, with spring-loaded flip lid

All the above come in individual packaging.

Part Number Description

150CC.OEM	Inlet Sleeve, front mount, using screws, with PVC flap
150CCTM.OEM	Inlet Sleeve, thread mount with threaded locking ring, with PVC flap
150GCA.OEM	Inlet Sleeve, front mount using screws, with spring-loaded flip lid
150GCTM.OEM	Inlet Sleeve, thread mount with threaded locking ring, with spring-loaded flip lid

All the above come in 50/carton .OEM pack.



Guest® Battery Switches



Models 2110A, 2111A
2111A-17



Models 2112A, 2112A-17



Model 2113



Models 2114, 2115

To select the proper battery switch size, make sure your engine's cold cranking amperage is lower than the intermittent rating of the switch. When using switches with alternators with internal voltage regulators, be sure to choose a switch without alternator field disconnect (AFD).

Industrial Series Universal Mount Switches

Impact-resistant molded cases made from durable polycarbonate. Feature full 360° selection and a clean, high-tech look. Rated at 230A continuous, 345A intermittent. Measures 5" diameter x 2-3/4" deep. Cable lug size: 3/8". Models 2113, 2114 and 2115 are rated at 200A continuous and 1000A intermittent.

Model Description

2110A	Universal mount battery selector switch with AFD*
2111A	Universal mount battery selector switch without AFD
2111A-17	Red universal mount battery selector switch without AFD
2112A	Universal mount ON/OFF switch without AFD
2112A-17	Red universal mount ON/OFF switch without AFD
2113	Universal mount ON/OFF switch with key lock
2114	Universal mount ON/OFF switch with key (black) and locking pin
2115	Universal mount ON/OFF switch with key (red) and locking pin

*AFD= Alternator Field Disconnect



Models 2100, 2101



Model 2102

Industrial Series

Full 360° selection and tough polycarbonate cases provide years of reliable service. Rated at 230A continuous, 345A intermittent. Measures 5-1/2" dia. x 2-5/8" deep. Selector switches allow selection of either battery, both batteries in parallel, or complete disconnect of both batteries. ON/OFF switch permits battery to be shut off near sources. Cable lug size: 3/8".

Model Description

2100	Cruiser series battery selector switch with AFD*
2101	Cruiser series battery selector switch without AFD
2102	ON/OFF switch without AFD

*AFD= Alternator Field Disconnect



Model 2300A

Heavy-Duty Diesel Series

Tough, glass-filled polycarbonate cases and high amp ratings for heavy wear. Rated at 360A continuous, 600A intermittent. Measures 5-1/2" square x 3-1/2" deep. Selector switches allow selection of either battery, both batteries in parallel, or complete disconnect of both batteries. ON/OFF switch is rated at 450 amps continuous, 800 amps intermittent. All switches feature alternator field disconnect (AFD). Cable lug size: 1/2".

Model Description

2300A	Heavy-duty battery selector switch
2303A	Heavy-duty ON/OFF switch



Model 2303A



Model 2304A

Extra Heavy-Duty Diesel Switch

Our maximum ON/OFF service switch features tough, glass-filled polycarbonate construction. Rated at 600A continuous, 1,000A intermittent. Alternator disconnect feature. Measures 5-1/2" square x 3-1/2" deep. Cable lug size: 1/2".

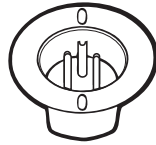
Model Description

2304A	Extra heavy-duty diesel switch
-------	--------------------------------

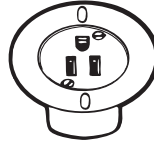
Marinco® Specification-Grade Specialty Wiring Devices

15 Amp Inlets & Outlets

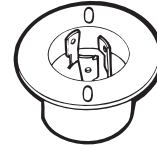
Perma-Lock™ terminals do not loosen after numerous heat cycles and vibration. Flanged house designed for mounting into panel without needing access from the rear. All nylon construction for durability.




15A/125V
Straight Blade:
Model 5278



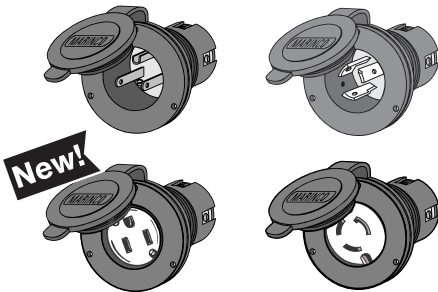
15A/125V
Straight Blade:
Model 5279



15A/125V
Locking Blade:
Model 4716

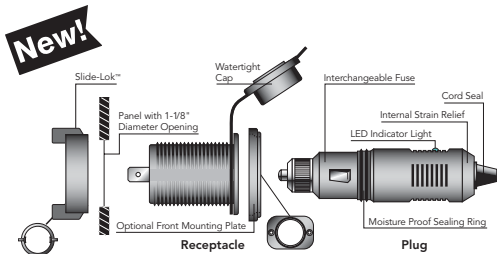


15A/125V
Locking Blade:
Model 4715



Dust Resistant Inlets & Outlets

Marinco DRI and DRO Series for 15/20 Amp straight blade and 15 Amp locking. Hinged cover, dust boot, extra gasket and sealed interior provide protection from harsh, dirty industrial environments.



Corrosion-Resistant DC Receptacles & Plugs

Exclusive Marinco DC interconnecting system that securely locks the plug into the receptacle for a positive, moisture-proof connection. Optimized metal connection for maximum conductivity. 15A rated; 10A fused. 5 year warranty.

12VRC: 12V receptacle

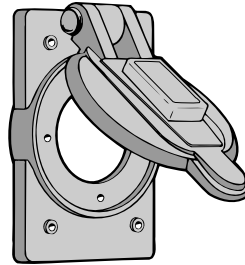
New! 12VRCIT: Thin terminal receptacle has two different sized NEMA connection tabs to prevent mis-connection.

12VPG: 12V plug

New! 12VPG2A: 12V plug fused at 2-Amp

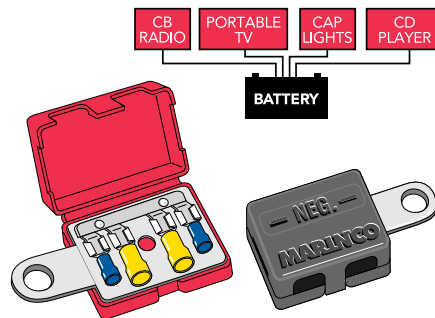
New! 24VRC: 24V receptacle

New! 24VPG: 24V plug



WPI: A New, Improved Flip Lid

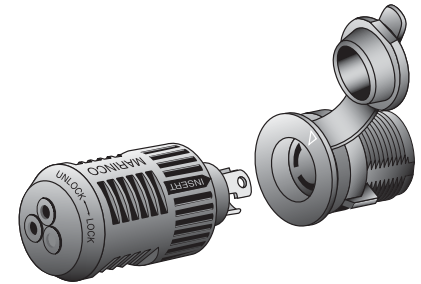
WPI covers and protects either inlets or outlets from dust or damage. Creates raintight seal when not in use. Applications include power supplies to vehicles or machinery, as well as power take-offs from vehicles or machinery.



12VTR: Battery Direct Connect

Multi Connection Battery Terminals

- Terminate up to four electronic instruments on each set of terminals
- Comes complete with quick-connect terminals
- Positive is molded in red, negative is molded in black
- No tools necessary
- All one piece, no screws or parts to lose
- Cover snaps tight when closed



ConnectPro® Heavy-Duty 12V Plug & Receptacle For Maximum Power

Superior receptacle current-carrying capacity eliminates connection problems that rob power and reduce battery life. Exclusive features include:

- Marine-grade turn-locking connection
- Weather-resistant seals and covers safeguard electrical contacts from water and corrosion
- Universal design works with 12, 24, 12/24, 24/36, and 36V systems
- Accepts up to 8 gauge wire
- Works for any 2- or 3-wire system
- Plated brass electrical contacts protect from power-robbing corrosion
- Perma-Lock™ terminals with special screw-locking connections; vibration and heat cycling cannot loosen
- Plug: 12VBP; Receptacle: 12VBR

Marinco
Industrial Group

2655 Napa Valley Corporate Drive
Napa, CA 94558 USA
Tel: 707-226-8600 or 800-767-8541
Technical Support: 707-259-2028
Fax: 707-226-9670
Email: info@guestindustrial.com
Website: www.guestindustrial.com

All trademarks are the sole property of their respective owners.
©2002 Marinco Printed in USA SLG001