

# SERVICE BULLETIN

---

**TITLE: FUEL - INSPECTION / REPLACEMENT OF FUEL VENT HOSE CLAMPS**

## SYNOPSIS OF CHANGE

This Service Bulletin has been revised to clarify the quantity and location of the fuel hose clamps within the outboard section of each wing. Figure 3 was replaced and Figures 4 and 5 were added to illustrate the possible component configurations. If the original issue of this Service Bulletin has been complied with, then no further action is required. Relevant technical changes are marked with change bars in the outside margins.

### 1. Planning Information

#### A. Effectivity

- (1) Airplanes

Model 58 Baron, Serials TH-1931 through TH-2124;

Model G58 Baron, Serials TH-2125 through TH-2281, TH-2283 and TH-2284.

If you are no longer in possession of the airplane, please forward this information to the present owner.

- (2) Spares

Not applicable.

#### B. Reason

This Service Bulletin is being issued to address a quality escape regarding the fuel hose clamps located within the outboard sections of both wings. Clamps may have been installed during manufacturing that have a larger inside diameter than is required for the supported fuel hoses. An oversized or deformed clamp does not close around the hose uniformly, creating the possibility of fuel leakage and a potential fire hazard.

---

The export of these commodities, technology or software are subject to the U.S. Export Administration Regulations. Diversion contrary to U.S. law is prohibited. For guidance on export control requirements, contact the Commerce Department's Bureau of Export Administration at <http://www.bis.doc.gov>.

Hawker Beechcraft Corporation (HBC) issues Service Information for the benefit of owners and fixed base operators in the form of two classes of Service Bulletins. The first class, Mandatory Service Bulletins (red border) includes changes, inspection and modifications that could affect safety or crashworthiness. HBC also issues Service Bulletins with no red border which are designated as either recommended or optional in the compliance section within the bulletin. In the case of recommended Service Bulletins, HBC feels the changes, modifications, improvements or inspections will benefit the owner/operator and although highly recommended, Recommended Service Bulletins are not considered mandatory at the time of issuance. In the case of Optional Service Bulletins, compliance with the changes, modifications, improvements or inspections is at the owner/operator's discretion.

Both classes are available on the web at <http://pubs.hawkerbeechcraft.com> and mailed to:

- (a) Owners of record on the FAA Aircraft Registration Branch List and the HBC Safety of Flight Information (SOFI) List.
- (b) Those having a publications subscription.

Information on Safety of Flight Information (SOFI) or subscription can be obtained through the Hawker Beechcraft Corporation Technical Manual Distribution Center (TMDC). As Mandatory Service Bulletins and Service Bulletins are issued, the Service Bulletin Master Index will be updated and available online at <http://pubs.hawkerbeechcraft.com>. Warranty will be allowed only when specifically defined in the Service Bulletin and in accordance with HBC Warranty Policy.

Unless otherwise designated, HBC Mandatory Service Bulletins, Service Bulletins and HBC Kits are approved for installation on HBC airplanes in original or HBC modified configurations only. HBC Mandatory Service Bulletins, Service Bulletins and Kits may not be compatible with airplanes modified by STC installations or modifications other than HBC approved kits.



# SERVICE BULLETIN

---

## C. Description

This Service Bulletin requires an inspection of the fuel hose clamps. If oversized clamps P/N NAS1924-22 are present, they shall be replaced with correct clamps P/N 62606.

## D. Compliance

An Airworthiness Directive has been requested on the matter covered by this Service Bulletin.

Hawker Beechcraft Corporation (HBC) considers this to be a Mandatory Service Bulletin. It must be accomplished at the next scheduled inspection, but no later than 50 flight hours or six (6) calendar months from receipt of Revision 1 of this Service Bulletin, whichever occurs first.

## E. Approval

The engineering data contained in this Service Bulletin is FAA approved.

Prior to accomplishment, owners/operators of airplanes registered in countries other than the United States shall consult with their local Aviation Regulatory Authority.

Incorporation of this Service Bulletin restores the airplane to original Type Design.

## F. Manpower

The following information is for planning purposes only:

Estimated man-hours for inspection: 0.5 hours

Suggested number of personnel for inspection: 1

Estimated man-hours for defuel/refuel labor: 3 hours total

Estimated man-hours for maintenance labor: 3 hours total

Suggested number of personnel for maintenance: 2

The above is an estimate based on experienced, properly equipped personnel complying with this Service Bulletin.

## G. Weight and Balance

Negligible.

It is the responsibility of the owner/operator to maintain compliance with the applicable Airworthiness Regulations.

## H. Electrical Load Data

No change.

## I. Software Accomplishment Summary

Not applicable.

# SERVICE BULLETIN

---

## J. References

Baron Maintenance Manual (MM), P/N 55-590000-13G3 or subsequent revision, Chapters 12-10-00 and 28-00-00.

## K. Publications Affected

Baron Illustrated Parts Catalog (IPC), P/N 58-590000-19N or subsequent revision, Chapter 28.

## L. Interchangeability of Parts

Not applicable.

## M. Warranty Credit

Warranty credit for labor and parts to the extent noted under MANPOWER and MATERIAL will be allowed on all affected airplanes. Claims for compliance with this Service Bulletin are to be filed as a W3-type claim against SB 28-4039, Revision 1. HBC assumes no responsibility for fuel costs.

Warranty coverage offered in this Service Bulletin will expire six (6) calendar months from the last day of the month Revision 1 of this Service Bulletin is issued. After this date, the owner/operator assumes the responsibility for compliance cost. HBC reserves the right to void continued warranty coverage in the area affected by this Service Bulletin until the date the Service Bulletin is accomplished by an HBC Authorized Service Center (ASC).

The owner/operator should contact an HBC ASC to schedule the warranty work to be accomplished. The HBC ASC must be rated to perform maintenance on the specific model of Hawker Beechcraft airplane. The HBC ASC will submit the appropriate paperwork directly to the HBC Warranty Department for warranty consideration. In the event that work cannot be accomplished at an HBC ASC, parts may be purchased directly from Hawker Beechcraft Parts & Distribution (HBP&D) and a warranty claim for parts ONLY should be submitted directly to the HBC Warranty Department.

After the Service Bulletin has been accomplished, a warranty claim must be submitted to HBC within 60 days of the Service Bulletin completion date.

## 2. Material Information

### A. Materials - Price and Availability

On application to the following address:

Hawker Beechcraft Parts & Distribution (HBP&D)  
10511 East Central Avenue  
Wichita, KS 67206  
USA  
Phone: 316-676-3100 or 1-888-727-4344  
Fax: 316-676-3222 or 316-676-3327

E-mail: [HBC\\_Parts@hawkerbeechcraft.com](mailto:HBC_Parts@hawkerbeechcraft.com)

### B. Industry Support

Not applicable.

# SERVICE BULLETIN

## C. Airplanes

The following parts required for accomplishment of this Service Bulletin may be ordered through a Hawker Beechcraft Authorized Service Center, HBP&D or obtained locally:

Part Number	Description	Quantity Per Airplane
62606	Clamp	*As Required
* Serials with standard wing configuration (Serials TH-1931 thru TH-2124) - 10 clamps per wing Serials with optional tip tank configuration (Serials TH-1931 thru TH-2119) - 10 clamps per wing Serials with optional tip tank configuration (Serials TH-2120 thru TH-2124, TH-2125 thru TH-2281, TH-2283, TH-2284) - 8 clamps per wing		

Hawker Beechcraft Corporation expressly reserves the right to supersede, cancel and/or declare obsolete, without prior notice, any parts or publications that may be referenced in this Service Bulletin.

## D. Spares

Not applicable.

## E. Reidentified Parts

None.

## F. Tooling - Price and Availability

Non-explosive flashlight.

Handheld mirror.

## 3. Accomplishment Instructions

This Service Bulletin shall be accomplished as follows:

### NOTE

Should any difficulty be encountered in accomplishing this Service Bulletin, contact Hawker Beechcraft Corporation at 1-800-429-5372 or 316-676-3140.

<b>WARNING</b>
----------------

**Observe all Warnings and Cautions contained in the airplane manuals referenced in this Service Bulletin.**

**Whenever any part of this system is dismantled, adjusted, repaired or renewed, detailed investigation must be made on completion to make sure that distortion, tools, rags or any other loose articles or foreign matter that could impede the free movement and safe operation of the system are not present, and that the systems and installations in the work area are clean.**

# SERVICE BULLETIN

## A. Airplane

**WARNING**

To avoid risk of injury to personnel and damage to the airplane, follow all **FUEL SYSTEM SAFETY PRECAUTIONS** contained in the MM, Chapter 12 and Chapter 28, when performing inspections, servicing, operational testing, fueling/defueling and/or maintenance on the airplane's fuel system.

- (1) Remove all power from the airplane and disconnect the battery. Display warning notices prohibiting reconnection of airplane electrical power.
- (2) Inspect the fuel hose clamps within both outboard wing sections. Access doors are located between Wing Stations 175.28 and 191.00.
  - (a) On left wing, remove three (3) access doors; two (2) on lower side and one (1) on upper side. Refer to Figure 1.
  - (b) On right wing, remove two (2) access doors on lower side. Refer to Figure 2.
  - (c) With a mirror and a non-explosive flashlight, inspect areas for oversized/deformed clamps around the fuel hoses. Refer to Paragraph 2.C. for the quantity of clamps, depending on configuration. Refer to Figures 3, 4, and 5.
    - (i) Inspect for gaps between the clamp and the hose. Clamps must be replaced if they do not close uniformly around the hose, are not concentric, or do not fit securely on the hose.

**WARNING**

**Review all fuel system safety precautions in the MM, Chapters 12 and 28, before proceeding.**

- (ii) If oversized/deformed clamp(s) are present, defuel the airplane before replacing clamps. Refer to MM, Chapter 28-00-00.
    - (iii) If oversized/deformed clamps are not present, proceed to Step (6) below.
- (3) Remove oversized/deformed clamp(s) and replace with new clamp(s), P/N 62606.
- (4) Refuel airplane to full capacity. Refer to MM, Chapter 12-10-00.
- (5) Visually inspect for fuel leaks around the hose clamps.
- (6) Install all wing access doors removed in Steps 2(a) and (b) above.
- (7) Reconnect the airplane battery, remove warning notices, and restore power.
- (8) Ensure all work areas are clean and clear of tools and miscellaneous items of equipment.
- (9) Return airplane to service.

# SERVICE BULLETIN

---


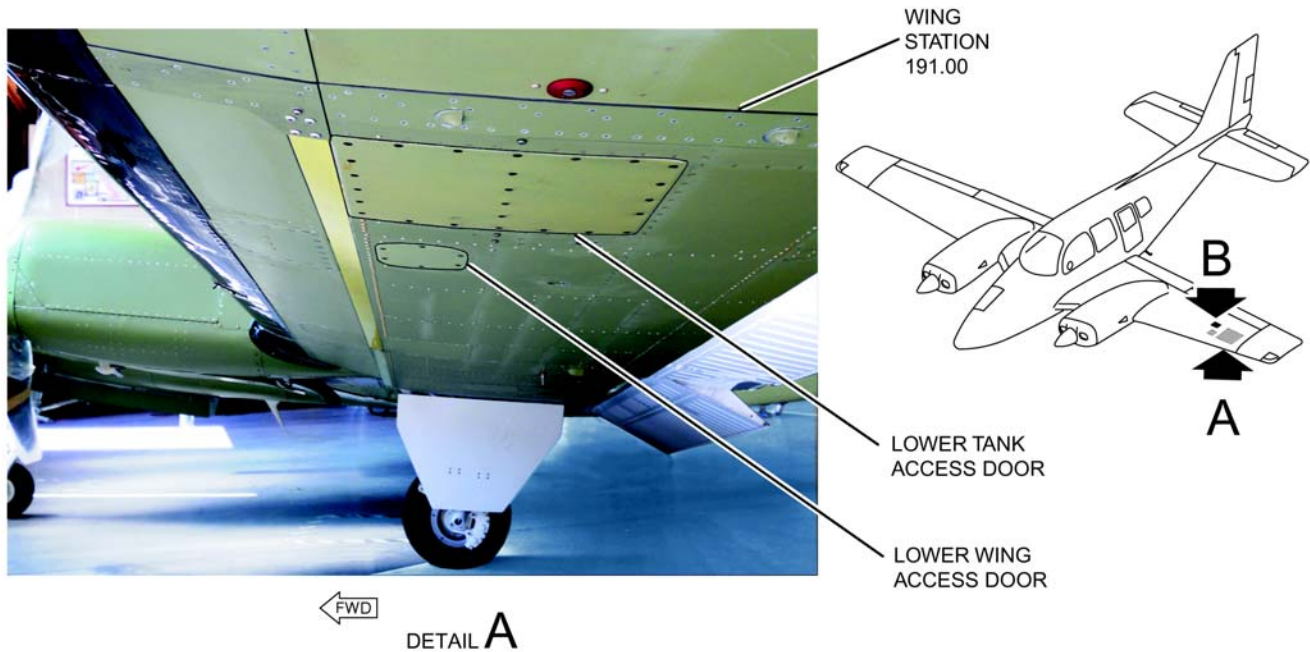
**B. Spares**

Not applicable.

**C. Record of Compliance**

Upon completion of this Service Bulletin, make an appropriate maintenance record entry.

# SERVICE BULLETIN



B403901.AI

Fuel Hose Access on Left Wing  
Figure 1



# SERVICE BULLETIN



WING STATION 191.00



LOWER TANK ACCESS DOOR

LOWER WING ACCESS DOOR

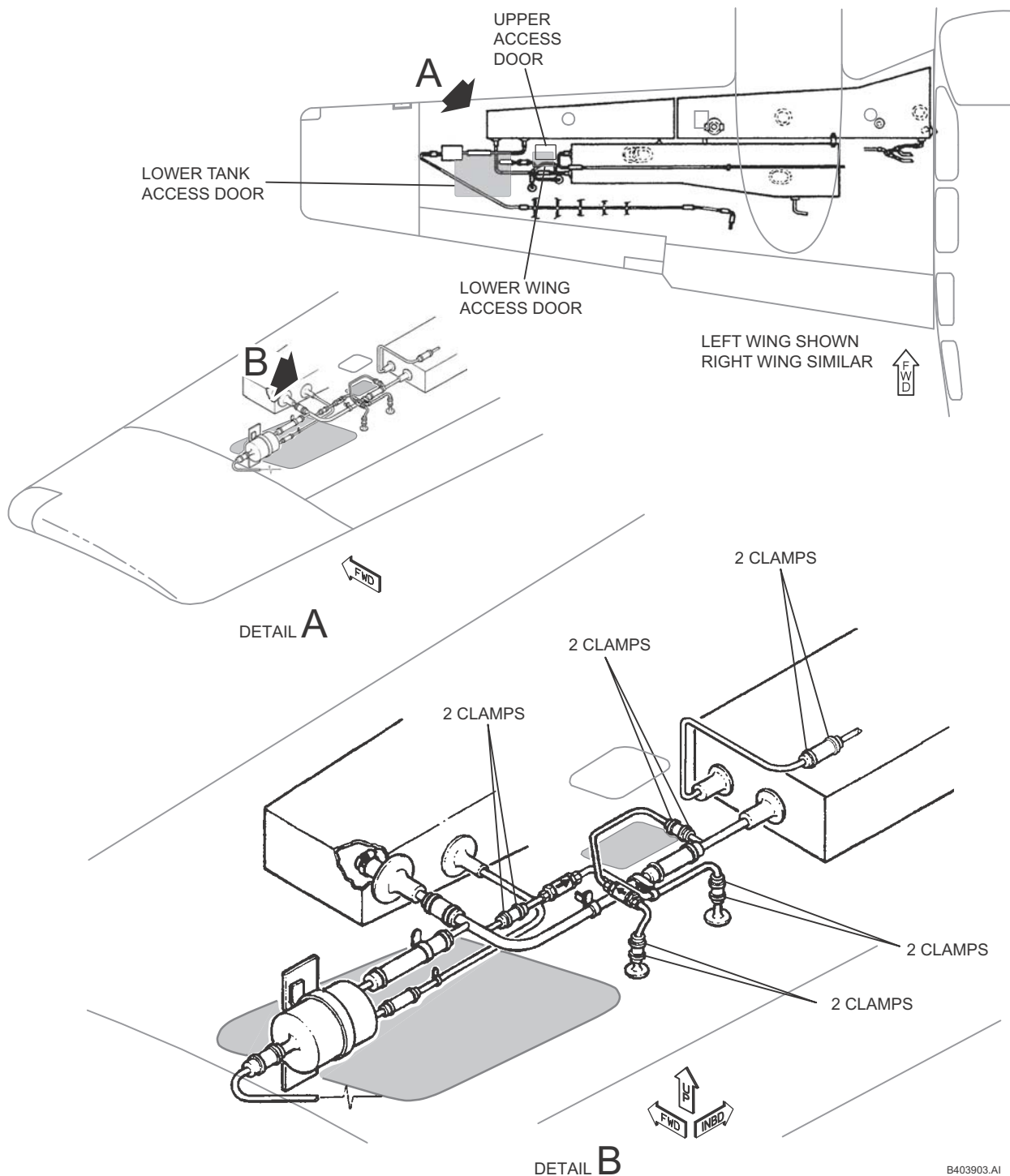
DETAIL A 

B403902.AI

Fuel Hose Access on Lower Right Wing  
Figure 2



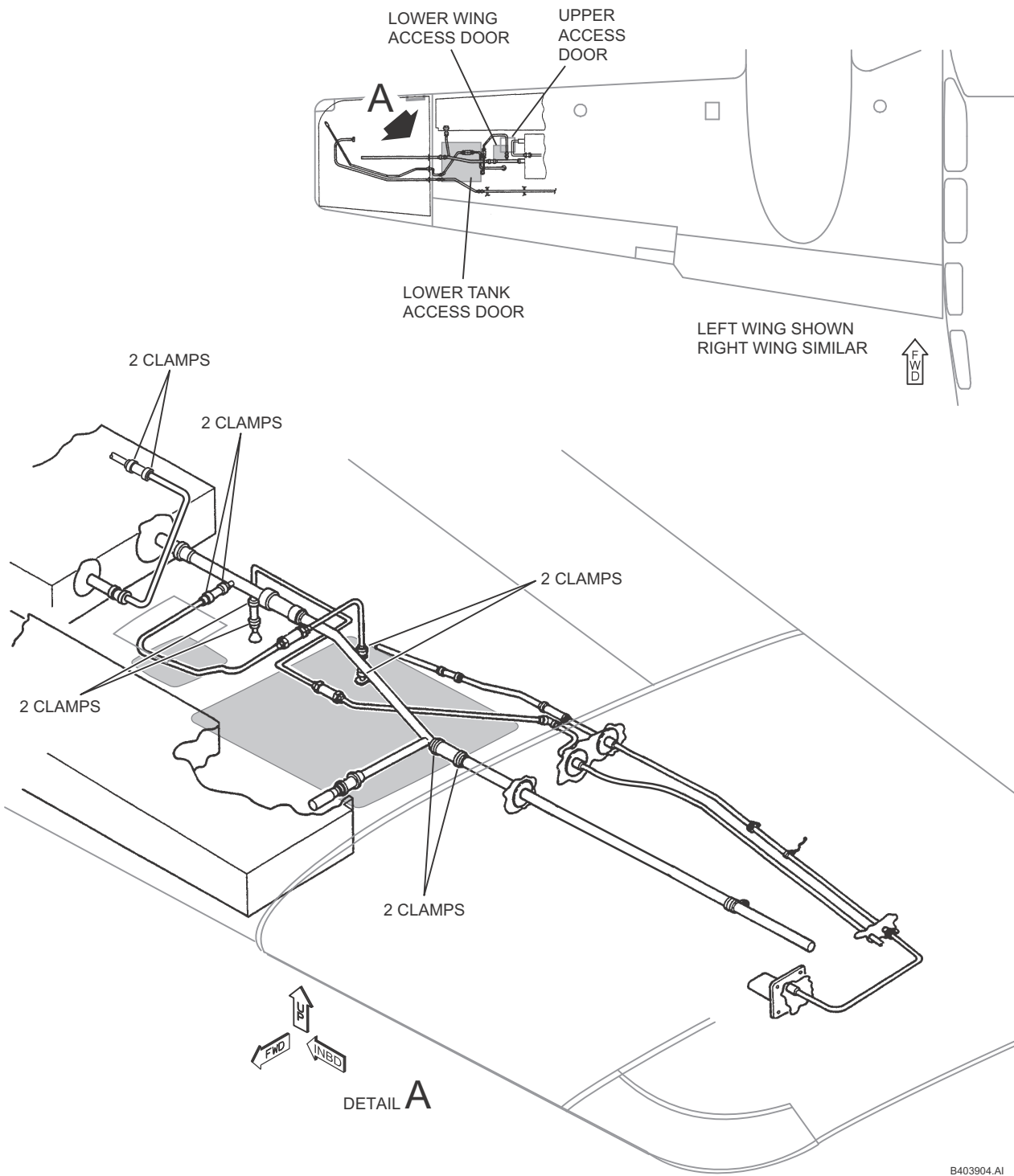
# SERVICE BULLETIN



B403903.A1

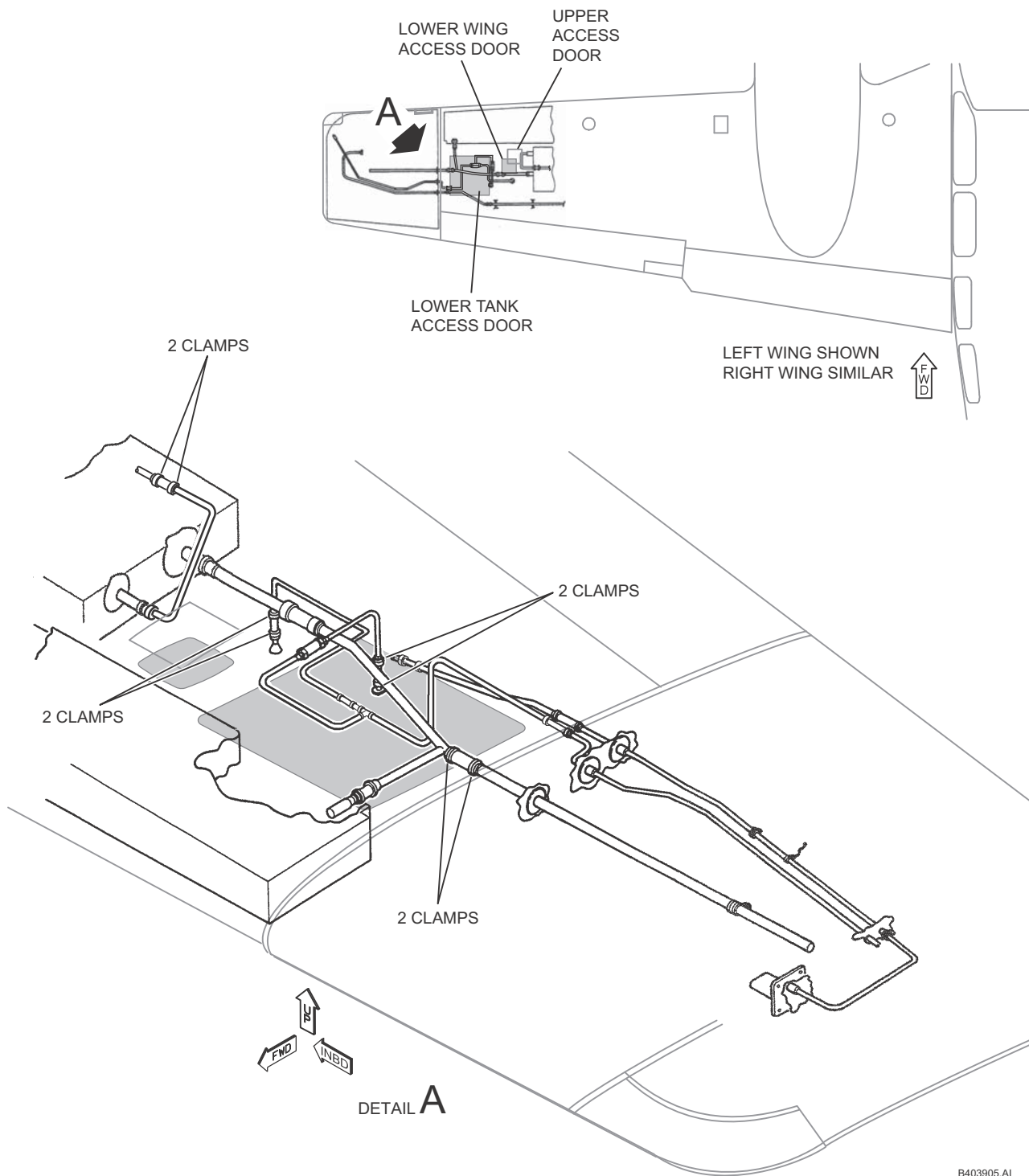
**Fuel Hose Suspect Clamp Locations  
Standard Configuration (Serials TH-1931 thru TH-2124)  
Figure 3**

# SERVICE BULLETIN



**Fuel Hose Suspect Clamp Locations  
Optional Tip Tank Configuration (Serials TH-1931 thru TH-2119)  
Figure 4**

# SERVICE BULLETIN



**Fuel Hose Suspect Clamp Locations  
Optional Tip Tank Configuration  
(Serials TH-2120 thru TH-2124, TH-2125 thru TH-2281, TH-2283, TH-2284)  
Figure 5**