




CONGEALING TYPE OIL COOLER (HARRISON) P/N 8526732 OR (CONTINENTAL) P/N 626183	NON CONGEALING TYPE OIL COOLER (MODINE) P/N EPR 2036 OR (CONTINENTAL) P/N 630050
 NO DIAGONAL BRACE INSTALLED	 PHYSICALLY IDENTIFIED BY DIAGONAL BRACE

DETAIL I
IDENTIFICATION OF OIL COOLER



VIEW LOOKING AFT AT COWL
96-910017-7 WELD ASSEMBLY OMITTED ON RIGHT HAND SIDE FOR CLARITY. VIEW IS TYPICAL FOR BOTH ENGINES

INSTALLATION INSTRUCTIONS

1. BAFFLES MAY BE PAINTED AT CUSTOMERS OPTION. INSTALL 35-590080 PLACARD AFTER PAINTING. IT IS SUGGESTED THAT THE BAFFLES BE FITTED PRIOR TO PAINTING.
2. INSTALL 96-910017-9 BAFFLE BY SLIPPING JOGGLED END UNDER BAND AROUND END OF OIL COOLER AND PICK UP SLOT IN BAFFLE AS SHOWN. **A**
3. INSTALL 96-910017-7 WELD ASSEMBLY AS SHOWN AND NOTED. CRIMPED EDGE IS THE TOP.
4. INSTALL 96-910018 PLACARD ON FUEL SELECTOR PANEL.

A NOTE: THIS BAFFLE IS REQUIRED ONLY ON AIRCRAFT WITH OUT THE NON CONGEALING OIL COOLER (SEE DETAIL I) THIS BAFFLE TO BE DISCARDED BY THE INSTALLING AGENCY WHEN NOT USED

C. WEIGHT AND BALANCE INFORMATION
WEIGHT CHANGE - 2LB (+24)

B. KITS TO BE SERIALIZED.

A - 1 INSTALLATION CONSISTS OF ALL PARTS REQUIRED FOR KIT 55-13-1 (BOTH ENGINES).

TYPE OF CHANGE	SYM	ZONE	REVISIONS	
			DESCRIPTION	DATE
NEW CHANGE	A1		ADDED 96-910017-13 PAD 1REQ'D CLASS III VARIATION EFF ANY SERIAL DISPENSE REASON: PRODUCTION CHANGE IN BILL OF MATERIAL ADDED 96-910017-8 BAFFLE ASSY, QTY REQ'D 2 REMOVED 96-910017-11 BAFFLE, QTY REQ'D 2, 96-910017-13 PAD, QTY REQ'D 2 CHANGED FACE OF DWS TO SHW 96-910017-8 BAFFLE ASSY REPLACING BAFFLE PAD & PLACARD DETAIL INETS. CLASS III VARIATION EFF: KIT SERIAL 713 & AFTER DISP: REWORK REASON: SALES REQUEST	1-25-42
NEW CHANGE	B1 B2		ADDED 35-590080 TO MODEL BLOCK ADDED A FOR 96-910017-9 BAFFLE REASON - BAFFLE NOT REQ'D WITH NON CONGEALING OIL COOLER CLASS III, VAR, DISP: NONE EFF: KIT NO. 55-13-1 (ANY SERIAL)	11/2/42 11/2/42

QTY REQ'D	SYM	NOMENCLATURE OR DESCRIPTION	CODE IDENT	PART OR IDENTIFYING NO.	SPECIFICATION	MATERIAL OR NOTE	UNIT WT	ZONE	ITEM NO.
1		FAR FLIGHT MANUAL SUPPLEMENT DATED DEC 28, 1941		55-001069					
1		COPY OF DRAWING 55-001068							
32		RIVET		MS20426AD3-4					
16		SCREW		AN525-10R7					
16		NUTPLATE		NAS697-A3					
1		PLACARD		96-910018					
4		PLACARD		35-590080					

REF. KIT NO. 55-13-1

QTY REQ'D	SYM	NOMENCLATURE OR DESCRIPTION	CODE IDENT	PART OR IDENTIFYING NO.	SPECIFICATION	MATERIAL OR NOTE	UNIT WT	ZONE	ITEM NO.
2		BAFFLE ASSY		96-910017	-9				
4		WELD ASSY		96-910017	-7				
		NOT USED			-1				
		NOT USED			-5				
		NOT USED			-3				
		A INSTALLATION			-1				

LIST OF MATERIALS OR PARTS LIST

UNLESS OTHERWISE SPECIFIED, DIMENSIONS ARE IN INCHES
 TOLERANCES - DECIMALS ± .01, .015, .03, .05, .1, .15, .25, .5, 1.0, 2.0, 3.0, 5.0, 10.0, 15.0, 20.0, 30.0, 40.0, 50.0, 60.0, 70.0, 80.0, 90.0, 100.0
 ANGLES - MIN. WALL THICKNESS, 15° FOLDING DRAFT ANGLE, 7°
 MACHINING PRACTICES - WHERE CUTS, OVER DIA. BEFORE FINISHING

APPROVED: *W. B. BURLEIGH* 12-28-41
 V. B. BURLEIGH 12-28-41
 H. W. BURLEIGH 12-28-41
 J. O. BURLEIGH 12-28-41
 J. H. BURLEIGH 12-28-41
 J. K. BURLEIGH 12-28-41
 J. L. BURLEIGH 12-28-41
 J. M. BURLEIGH 12-28-41
 J. N. BURLEIGH 12-28-41
 J. O. BURLEIGH 12-28-41
 J. P. BURLEIGH 12-28-41
 J. Q. BURLEIGH 12-28-41
 J. R. BURLEIGH 12-28-41
 J. S. BURLEIGH 12-28-41
 J. T. BURLEIGH 12-28-41
 J. U. BURLEIGH 12-28-41
 J. V. BURLEIGH 12-28-41
 J. W. BURLEIGH 12-28-41
 J. X. BURLEIGH 12-28-41
 J. Y. BURLEIGH 12-28-41
 J. Z. BURLEIGH 12-28-41

Beech Aircraft Corporation
Wichita, Kansas

KIT INFORMATION -
BAFFLE INSTALLATION,
COLD WEATHER, NOSE COWL

70898 D 55-001068
SCALE NONE 96-910017 SHEET 1 OF 1

REDUCED SIZE COPY

55-001068