



US Department of Transportation
Federal Aviation Administration

MAJOR REPAIR AND ALTERATION (Airframe, Powerplant, Propeller, or Appliance)

Form Approved
OMB No. 2120-0020

For FAA Use Only

Office Identification
ANE-250

INSTRUCTIONS: Print or type all entries. See FAR 43.9, FAR 43 Appendix B, and AC 43.9-1 (or subsequent revision thereof) for instructions and disposition of this form. This report is required by law (49 U.S.C. 1421). Failure to report can result in a civil penalty not to exceed \$1,000 for each such violation (Section 901 Federal Aviation Act of 1958).

1. Aircraft	Make Beechcraft Bonanza	Model F33A
	Serial No. CE-1278	Nationality and Registration Mark USA N42MM
2. Owner	Name (As shown on registration certificate) Elliott Schiffman Revocable Trust - 1991	Address (As shown on registration certificate) 15 Seal Cove Road Hingham, MA 02043

3. For FAA Use Only

4. Unit Identification

5. Type

Unit	Make	Model	Serial No.	Repair	Alteration
AIRFRAME	~~~~~ (As described in Item 1 above) ~~~~~				X
POWERPLANT					
PROPELLER					
APPLIANCE	Type				
	Manufacturer				

6. Conformity Statement

A. Agency's Name and Address	B. Kind of Agency	C. Certificate No.
C.H. Aero Service 204 King Street Hanover, MA 02339 Cecil Horton	<input checked="" type="checkbox"/> U.S. Certificated Mechanic	: A & P 16382924
	<input type="checkbox"/> Foreign Certificated Mechanic	
	<input type="checkbox"/> Certificated Repair Station	
	<input type="checkbox"/> Manufacturer	

D. I certify that the repair and/or alteration made to the unit(s) identified in item 4 above and described on the reverse or attachments hereto have been made in accordance with the requirements of Part 43 of the U.S. Federal Aviation Regulations and that the information furnished herein is true and correct to the best of my knowledge.

Date 8/12/95	Signature of Authorized Individual
------------------------	--

7. Approval for Return To Service

Pursuant to the authority given persons specified below, the unit identified in item 4 was inspected in the manner prescribed by the Administrator of the Federal Aviation Administration and is APPROVED REJECTED

BY	<input checked="" type="checkbox"/>	FAA Fit. Standards Inspector	Manufacturer	Inspection Authorization	Other (Specify)
		FAA Designee	Repair Station	Person Approved by Transport Canada Airworthiness Group	

Date of Approval or Rejection 8-17-95	Certificate or Designation No. ANE-250	Signature of Authorized Individual
---	--	--

NOTICE

Weight and balance or operating limitation changes shall be entered in the appropriate aircraft record. An alteration must be compatible with all previous alterations to assure continued conformity with the applicable airworthiness requirements.

8. Description of Work Accomplished

(If more space is required, attach additional sheets. Identify with aircraft nationality and registration mark and date work completed.)

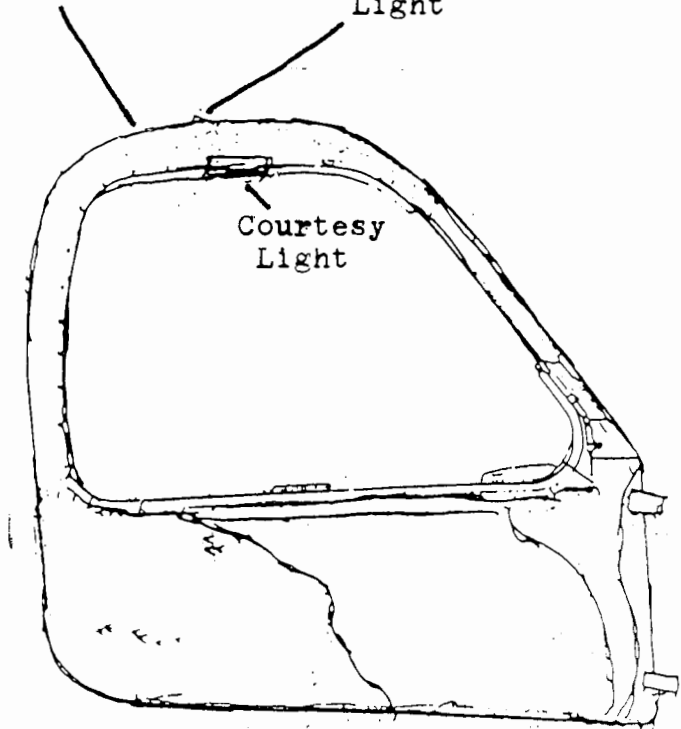
Installed revised Timer Control Module for entrance courtesy light as per attached drawings. No appreciable change to Weight and Balance.

---END---

Beechcraft
Bonanza F33A
Ser.# CE-1278
Reg.# N42MM

** Timer
Control
Module

Existing Switch
for
Courtesy
Light

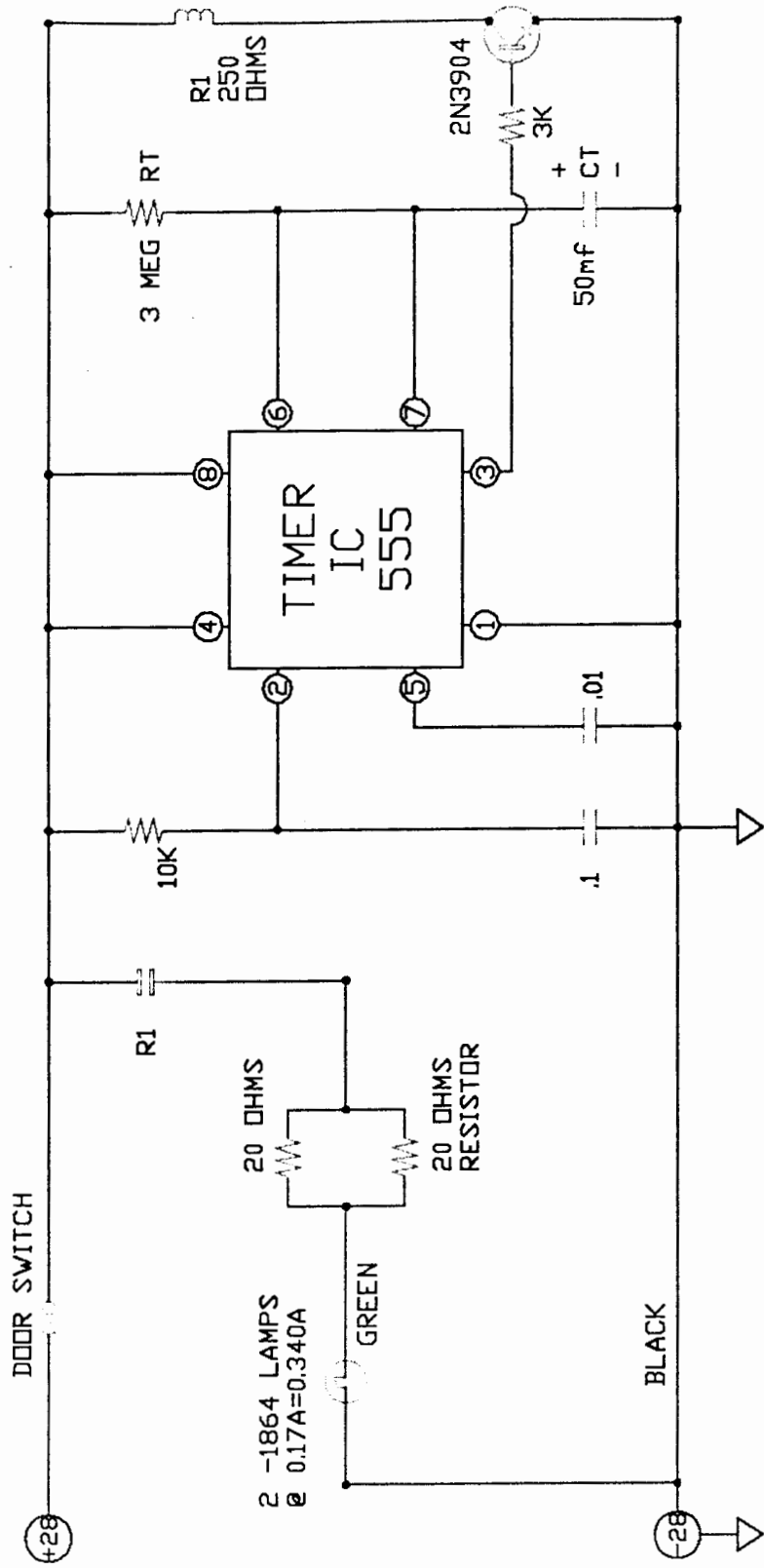


**

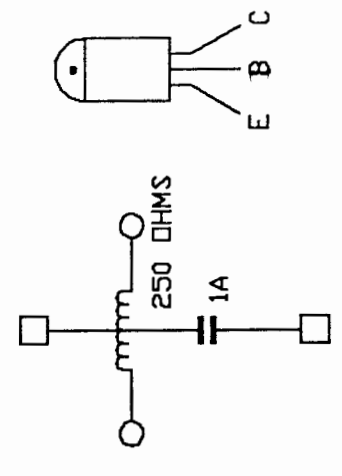
Timer Control Module
is made on a $1\frac{1}{2} \times 1\frac{1}{2}$ PC Board
and is embeded in Silicone.
It is installed inside the door shell
by 2 # $6 \times \frac{1}{2}$ screws, washers & lock nuts.

5 ~~18~~ minutes. when the door is left open.
It immediately shuts off when the door is closed

C.H. DELAY - VER 2 - 5 MINUTES



DOOR OPEN - 1ST FIVE MINUTES - .348 AMPS - LIGHTS ON
 DOOR OPEN - AFTER FIVE MINUTES - .008 AMPS - LIGHTS OFF
 DOOR CLOSES - .000 AMPS - ALL OFF



RELAY BOTTOM VIEW